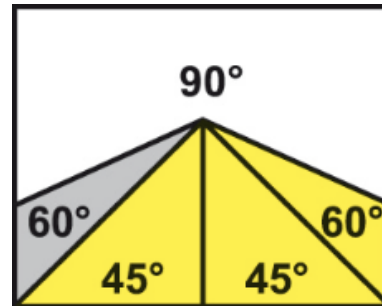




## ARG 220 PLUS (FIN DE SÉRIE)




**Universal band saw is appraised for general use in continuous uninterrupted production plants and in workshops (work on locks, maintenance) as well. Industrial band 27 x 0.9 mm is manufactured in many versions and allows for cutting of wide range of materials, including stainless steel or tool steel.**



Constructeur français de  
moyens de  
tronçonnage standards  
et spéciaux.

## FICHE TECHNIQUE


ARG 220 PLUS (fin de série)  
<https://www.coup-indus.fr/produit/arg-220-plus-fin-de-serie/>



Category: [Fin de série](#)

### GALLERY IMAGES





## PRODUCT DESCRIPTION

The band saw arm uplift is manual; the feed into cut is carried out by the weight of the arm, with the possibility of continuous regulation by the oil damper butterfly valve. When the cut is finished the band saw drive automatically switches off. To facilitate easy arm uplift the machine is equipped with adjustable tension springs that allow for setting of optimum force required for the arm uplift according to characteristics of the material to be cut. Vice system contributes to versatility of use by providing bilateral continuous setting of the cutting angle within the ranges 60° to the right and 45° to the left. The turntable rotates along with the saw band. Thanks to that the saw band does not cut into the loading surface of the vice.

- Robust machine framework composes of castings from grey cast iron and therefore ensures vibration absorption.
- Modern concept of the band saw arm allows for large cutting ranges in upright and angular cuts.
- Simple locking and adjusting of the desired cutting angle on the angle scale with stops fixed at 45°, 60° and 90°.
- Massive quick-clamping vice ensures easy and reliable material clamping.
- Large diameter running wheels and precise three-side hardmetal guiding ensure long service life of the band and cutting accuracy.
- Overdesign of running wheel bearings, tensioning wheel system and all rotary parts ensures long service life of the machine.
- Noiseless and maintenance-free band drive is provided by an industrial electric motor with worm gearbox.
- Three-phase two-speed motor (400 V) allows for the selection of band speed between 40 and 80 m/min.



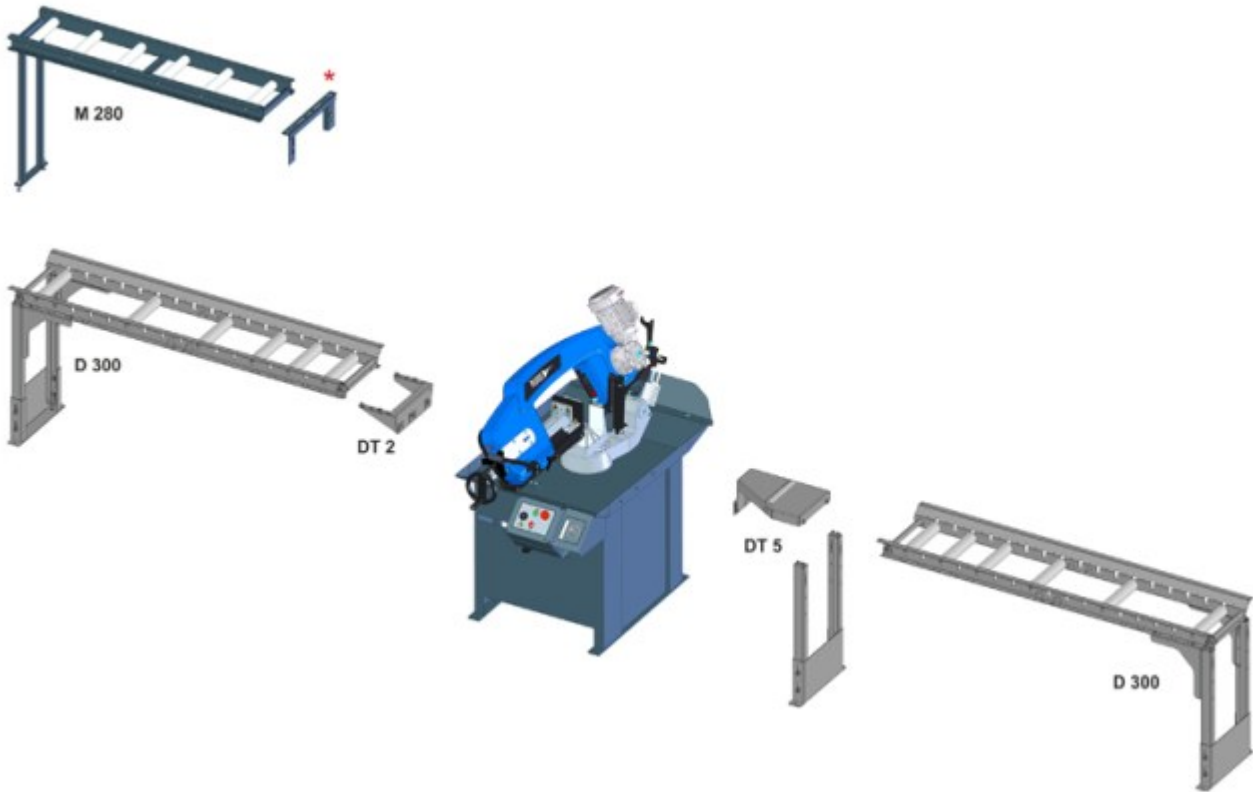
- The machine is connected to a complete cooling system with a high-performance pump and possibility of regulating the
- flow on both guiding heads independently. Coolant tank with a pump is placed in the base of the machine.
- Easy control by ergonomically placed controls (electrical and hydraulics) on the base of the machine.
- The machine is equipped with a 250 mm workpiece stop.



	<b>90°</b>	<b>-45°</b>	<b>+45°</b>	<b>+60°</b>
●	220	150	170	105
■	220	135	160	75
■	270 x 150	175 x 60	175 x 80	105 x 75

Main motor	400 V, 50 Hz, 0,9/1,4 kW
Pump motor	400 V, 50 Hz, 0,05 kW
Saw blade speed	40/80 m/min.
Working height of vice	900 mm
Coolant tank	cca 15 l
Machine dimensions (min.)	1460 x 750 x 1420 mm
Machine dimensions (max.)	1820 x 1460 x 1920 mm
Machine weight	270 kg

Convoyeurs disponibles:



\*) Is always a part of the conveyor.

Note: You can connect M280 behind the cut as a conveyor only if angular cutting isn't required.



### Workpiece stop - Standard equipment

Simple stop for setting the required length of the material to be cut.



### **Frequency converter**

Enables continuous blade speed regulation between 15-90 m/min. and thus setting the optimum cutting conditions for the given material.



### **Pressure device**

Used to clamp the bundles of material to be cut. Ensures simple and reliable material clamping using a vertical contact pressure.



### **Halogen lamp**

Provides good lighting of the workplace of the machine. An invaluable tool especially when the lighting at the workplace is insufficient.



### **Oil mist lubrication**

Creates an oil mist that is sprayed onto the cutting edge. It replaces the use of a classic coolant, especially when cutting sections during which leakages may occur. Possibility of using organic oils.



### **Workpiece stop 500 mm**

Robust stop with a 500mm scale for setting the required length of the material to be cut.



### **Cleaning brush**

Steel cleaning brush, driven by driving wheel. Used to remove chips from the saw band behind the cut.



### **Saw band tension indicator**

Ensures accurate tensioning of the saw band to a required value according to the pressure gauge and its control during the use of the machine. Optimum tensioning of the saw band is essential for its service life and cutting accuracy.



### **Rinse spray gun**

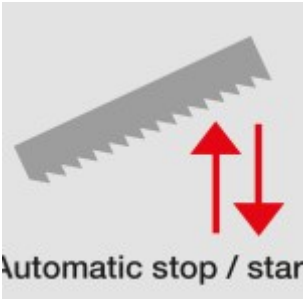
For cleaning working space of the machine.





### **Additional table roller**

For an easier feed of material to the cut in case of no roller conveyor. It can be used in front of the cut as well behind the cut.



### **Auto-start descent of the arm**

In standard machines, the control valve of the arm descent has to be shut after the arm uplift and by the next arm descent, the descent speed has to be set again. In this version, the control valve is additionally fitted with an electro-hydraulic valve, which remains after the arm uplift in the set position. After saw blade start, it is automatically released and the arm descends into the cut at a set speed. Thus, setting of the descent speed for each cut falls off. This significantly eliminates operator error and thus protects the saw blades, and increases also productivity of the machine. An ideal help when cutting material in larger series.