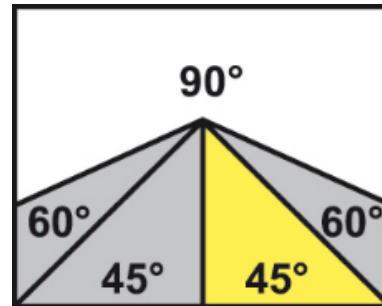





ARG 330 CF-NC AUTOMAT



Fully automated CNC band saw is generally suitable for cutting big series in the heaviest and non-stop operating plants, and also for cutting heavy workpieces of larger cross-sections. Compared to ARG 250 and 300 CF-NC using blade 27 x 0.9 mm, this model is fitted with the saw band 34 x 1.1 mm, which greatly increases the productivity of the machine and the accuracy of the cut, especially when cutting






larger cross-sections of
solid materials.



Category: [CNC automatiques](#)

GALLERY IMAGES





PRODUCT DESCRIPTION

A completely new, revolutionary concept of the band saw arm casting and a unique design. Arm cast is hollow along the entire length of its support parts and forms a closed profile. This ensures excellent stiffness of the whole system and accurate cut. The machine is equipped with a workpiece feed by industrial servomotor with a new control system. The servomotor and ball screw ensure high speed and maximum accuracy of workpiece feed, even in multiple feed when cutting long pieces. Options of setting three feed rates – 27, 42 or 50 mm/s according to weight and length of the workpiece to be cut. Maximum length of a single feed is 500 mm.

Central control panel with a big colour touch screen (7.5”) ensures simple intuitive control of all features of the machine. The control unit allows for programming of up to 60 programmes for quick setting of the feed length in repetitive production. Each programme can be annotated, e.g. by the drawing number. Possibility of programming and cutting of different number of pieces of different sizes without the need for further operation of the machine. The machine can be controlled in fully automatic, semi-automatic or manual mode. In manual mode all functions of the machine are controlled separately.

Workpiece clamping and arm feed into and out of the cut in the desired position according to section of the workpiece are controlled by hydraulics. The so-called “floating” design of the feed vice ensures accurate feeding of uneven and crude workpieces. Regulation of pressure of the feeding and fixed vice is included in the standard equipment. Maximum cutting efficiency is maintained also thanks to the possibility of setting optimum saw band rate by a frequency converter in the range between 15 and 90 m/min, which significantly contributes to cutting accuracy and service life of saw bands. Maximum accuracy of workpiece feeding is



based on a very robust construction of the machine with all the main parts made of grey cast iron and massive framework of the feeding system. Large base and overall massive framework guarantee exceptional stability of the machine even when cutting heavy workpieces. The base is equipped with a large removable chips container and allows for installation of an optional worm chips container. Industrial band 34 x 1.1 mm is manufactured in many versions and allows for cutting of wide range of materials, including stainless steel or tool steel.

Continuous manual setting of the cutting angle within 90°- 45°. The material can be cut by angular cutting or in automatic mode as well.

Very robust machine framework composes of castings from grey cast iron and ensures vibration absorption.

Modern concept of the band saw arm allows for large cutting ranges in upright and angular cuts.

Large diameter running wheels and precise three-side hardmetal guiding ensure long service life of the band and cutting accuracy.

Overdesign of running wheel bearings, tensioning wheel system and all rotary parts ensures long service life of the machine.




Noiseless and maintenance-free band drive is provided by an industrial electric motor with worm gearbox.

The machine is connected to a complete cooling system with a highperformance pump and possibility of regulating the flow on both guiding heads independently and on an additional adjustable outlet. Coolant tank with high-performance pump is placed in the base of the machine.

The machine checks correct tension or break of the saw band. If the saw band breaks the machine automatically switches off.

Easy intuitive controls by ergonomically places controls on the central control panel.



	90°	+45°
	330	250
	320	240
	360 x 250	250 x 150

Main motor	400 V, 50 Hz, 3 kW
Pump motor	400 V, 50 Hz, 0,12 kW
Hydraulic motor unit	400 V, 50 Hz, 0,55 kW
Servo motor of the feed	2 kW
Feed rate of material	15-90 m/min.
Working height of vice	850 mm
Hydraulic system oil	cca 25 l (ISO 6743/4-HM, DIN 51 524 part 2-HLP)
Coolant tank	cca 40 l
Machine dimensions (min.)	1930 x 2070 x 1600 mm
Machine dimensions (max.)	1930 x 2070 x 2000 mm (v rozměrech není uvedena noha ovládacího panelu)
Machine weight	1450 kg

Convoyeurs disponibles:



Frequency converter - Standard equipment

Enables continuous blade speed regulation between 15-90 m/min. and thus setting the optimum cutting conditions for the given material.



Material chute

Continuously joins the vice behind the cut and allows for easy slide of cut pieces into a container when cutting larger series. The chute construction consisting of 2 parts prevents leakage of the coolant.



Rinse spray gun - Standard equipment

For cleaning working space of the machine.



Hydraulic pressure device

Used to clamp bundles of material to be cut. It provides reliable clamping with hydraulically operated vertical pressure, working within the machine's cycle. It is installed on the fixed vice and feeding vice.



Halogen lamp

Provides good lighting of the workplace of the machine. An invaluable tool especially when the lighting at the workplace is insufficient.



Oil mist lubrication

Creates an oil mist that is sprayed onto the cutting edge. It replaces the use of a classic coolant, especially when cutting sections during which leakages may occur. Possibility of using organic oils.



Laser alignment

High-quality industrial laser projects the cutting line on the material to be cut. Makes the setting of the required material length simpler, faster and more accurate.



Electrical cleaning brush

Steel circular brush powered by an industrial motor with worm gearbox. Used to remove chips from the saw band behind the cut.



Saw band tension indicator

Ensures accurate tensioning of the saw band to a required value according to the pressure gauge and its control during the use of the machine. Optimum tensioning of the saw band is essential for its service life and cutting accuracy.



Chip container

For easy handling is chip container equipped with wheels and swivel chip bin.



Pressure regulation

Hydraulically controlled one-sided automatic regulation of saw band feed into cut according to the resistance of the material to be cut. Significantly reduces the cutting time and service life of the saw band.



Screw chips conveyor

Ensures smooth removal of chips from the machine. Reduces the time needed for the cleaning of the machine especially when cutting series of full materials producing large amount of chips.